



Quilt is 48" x 60".



by Gina Martin*
moda



Quilt is 48" x 60".

Fabric Cutting

Scrappy Block Version

Blocks:

From the Fat Quarter Bundle cut
 17-12½" squares
 6-6½" x 12½" rectangles

Binding:

6-2½" x width of fabrics strips
 Sew the strips end to end to make the binding

Solid Block Version

Blocks:

From the solid cut
 8-12½" x width of fabric strips
 From the strips, cut 17-12½" squares
 and 6-12½" x 6½" rectangles


Binding:

6-2½" x width of fabrics strips
 Sew the strips end to end to make the binding

Construction

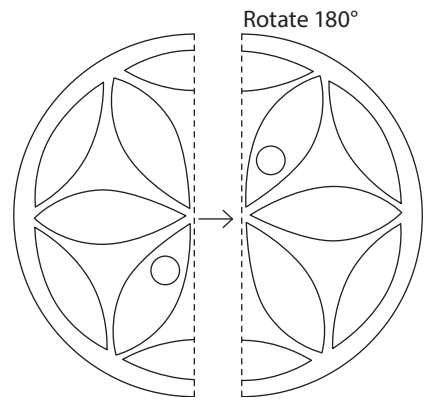

Use ¼" seams and press in the direction of the arrows.

- 1 Prepare the buttons for your favorite appliqué method using the leftover fat quarters or layer cake squares. Appliqué the buttons to the background squares and rectangle.
- 2 Arrange and sew the squares and rectangles in rows as shown. Join the rows.




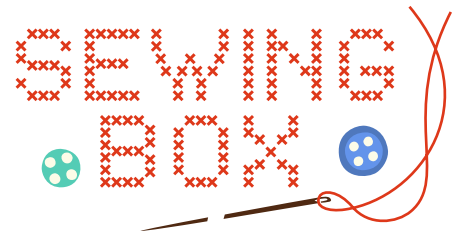
- 3 Layer, quilt and bind.



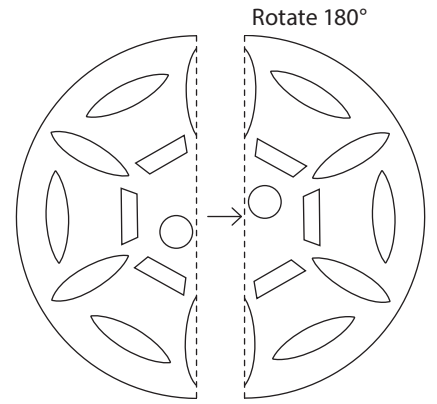



moda

Template is actual size.
Seam allowances are not included.





9½" finished

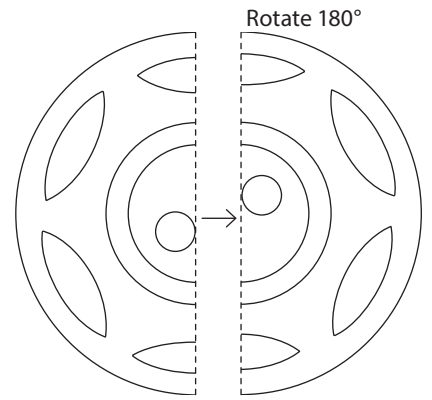



moda

Template is actual size.
Seam allowances are not included.





9 1/2" finished

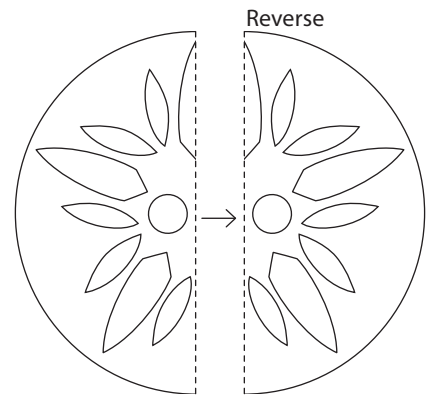



moda

Template is actual size.
Seam allowances are not included.




9 1/2" finished

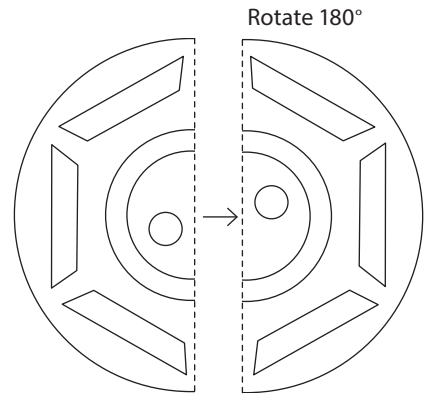



moda

Template is actual size.
Seam allowances are not included.




9½" finished

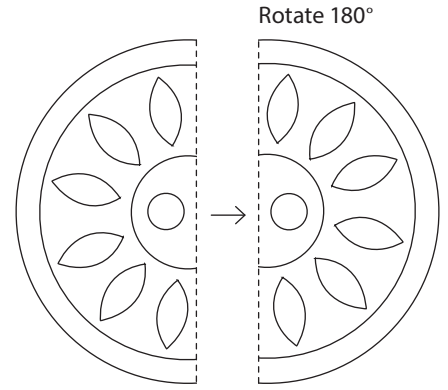



moda

Template is actual size.
Seam allowances are not included.




9 1/4" finished




moda

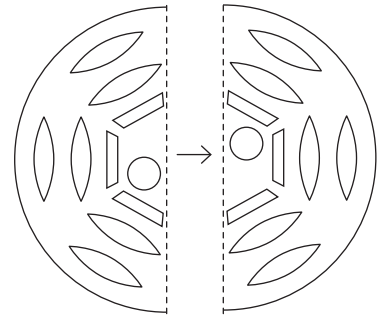
Template is actual size.
Seam allowances are not included.



9" finished




Rotate 180°

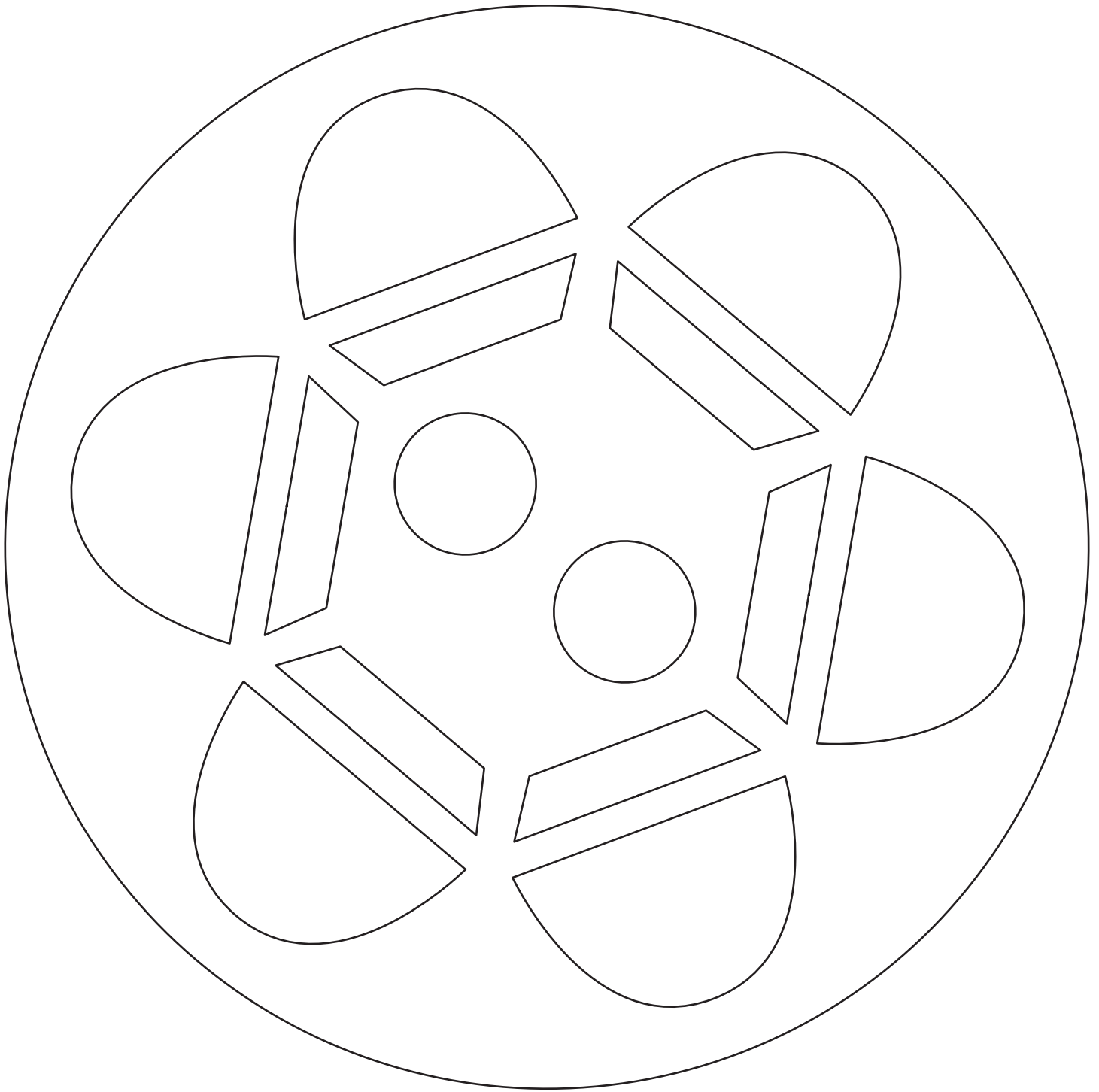


moda


Template is actual size.
Seam allowances are not included.




9½" finished




7½" finished




Template is actual size.
Seam allowances are not included.




7½" finished



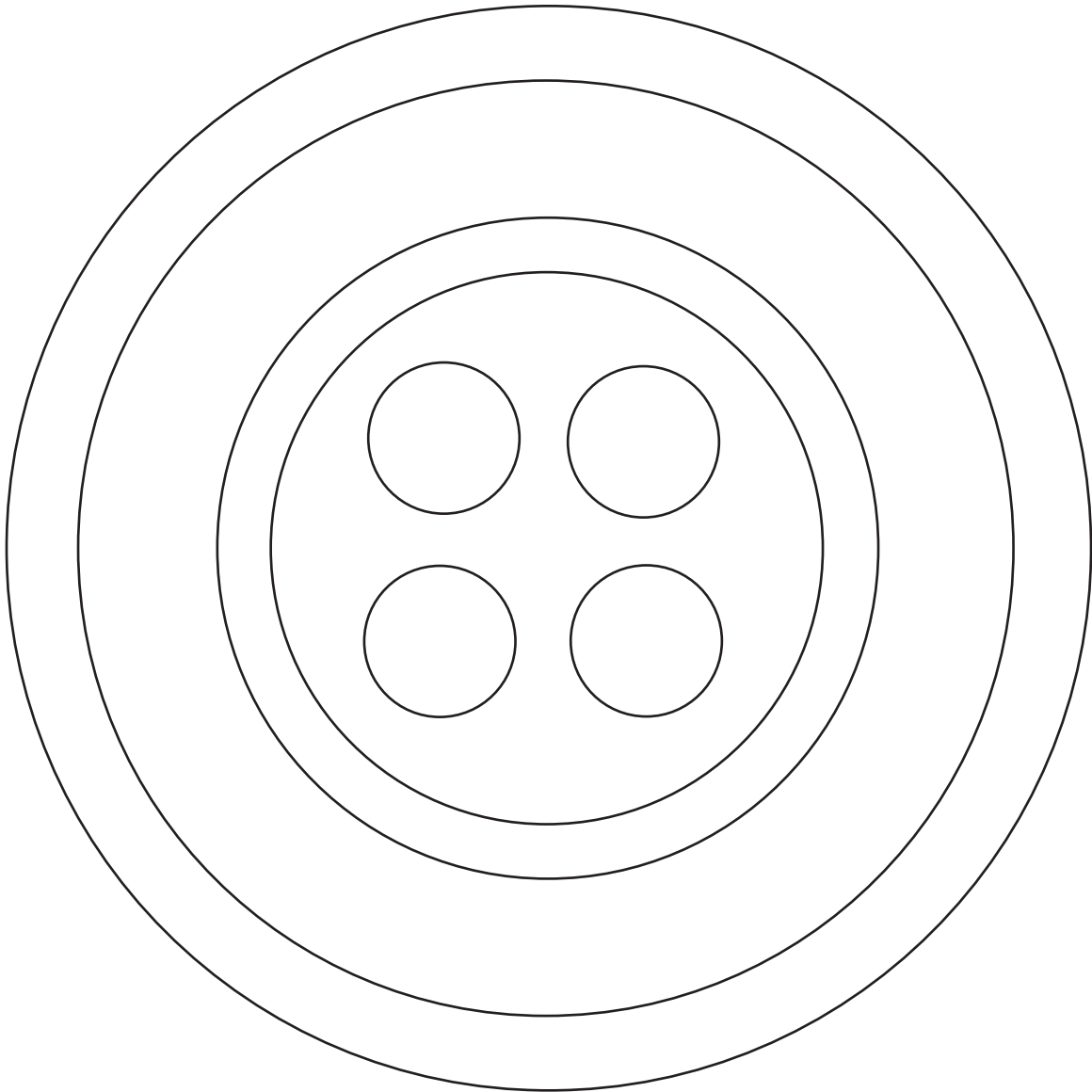
Template is actual size.
Seam allowances are not included.



7½" finished



Template is actual size.
Seam allowances are not included.



6" finished



moda

Template is actual size.
Seam allowances are not included.



Quilt is 48" x 60".

Fabric Requirements

Scrappy Block Version

Scrappy Blocks & Appliqué:

1 Fat Quarter Bundle* (10010AB)

Binding: ½ yard

Backing: ¾ yards

OR

Solid Block Version

Appliqué:

1 Layer Cake** (10010LC)

Blocks: ¾ yards

Binding: ½ yard

Backing: ¾ yards

*Sewing Box Fat Quarter Bundle =

30 fat quarters (18" x 21")

**Layer Cake = 40 squares 10" x 10"

*Sewing Box features
Sewing Box by Gina Martin
for Moda*

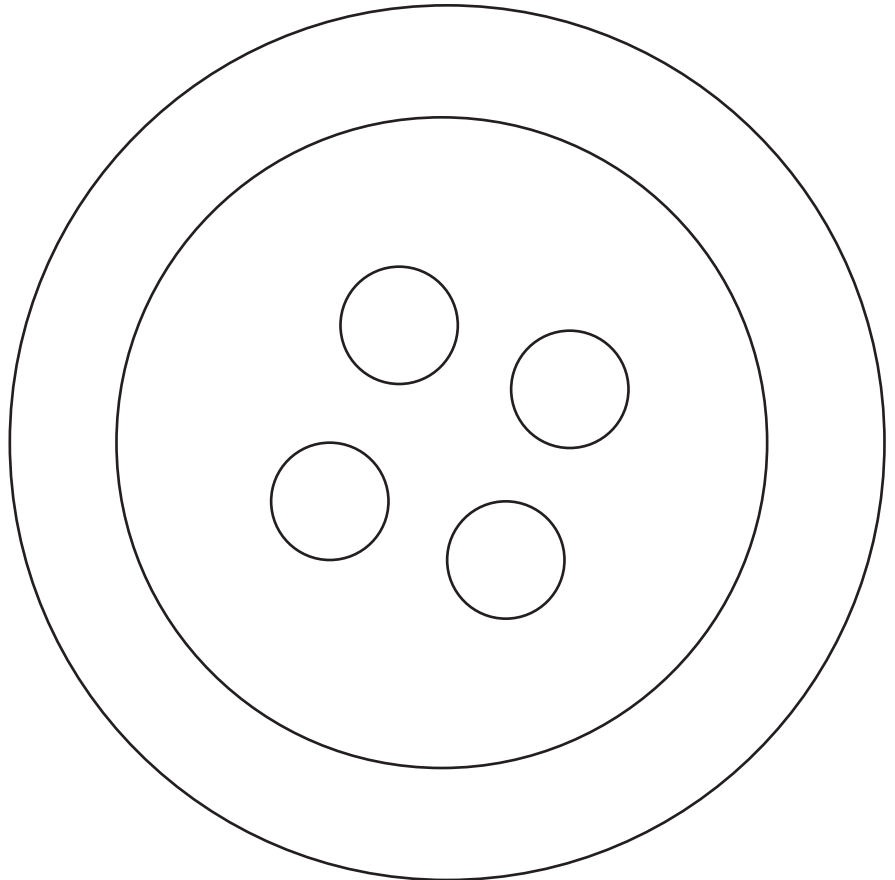
moda

MODAFABRICS.COM

PS10010 — SUGGESTED RETAIL \$6.00

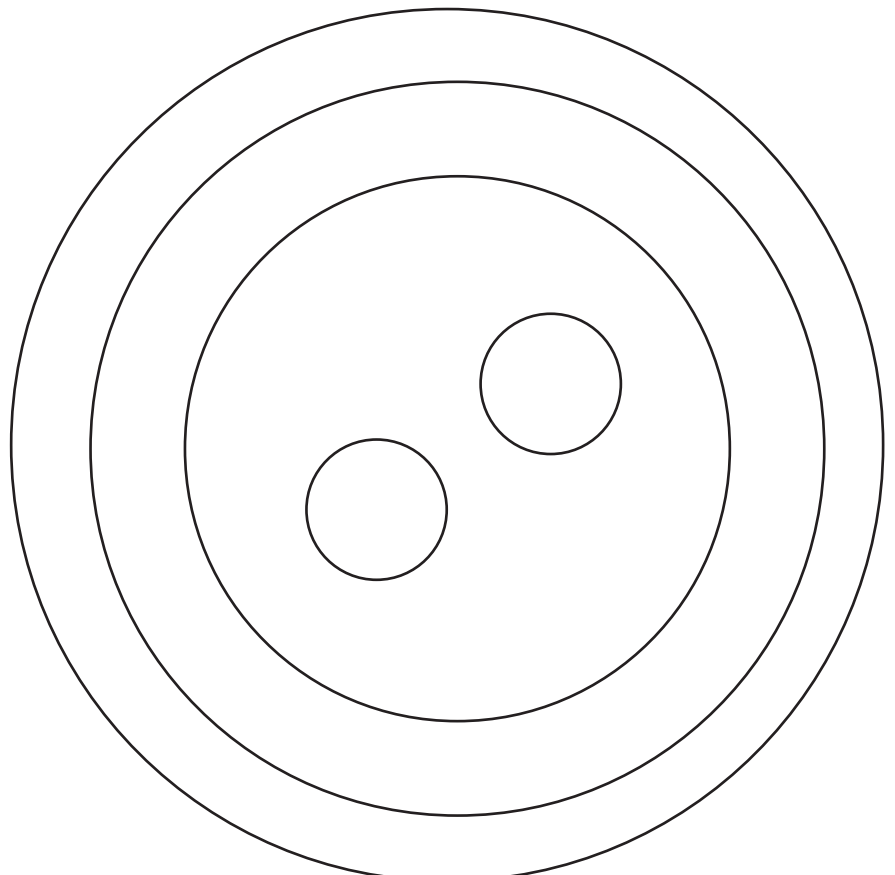


4½" finished



moda

Templates are actual size.
Seam allowances are not included.



4½" finished