

September 2014 Block of the Month

Judy's Star

12" finished block

Fabric Colors: Violet & Yellow with a neutral (tan, white, etc.) background fabric.

Cutting Instructions

A = Violet

Cut 1 square 4-3/4"

Cut 2 squares each 3-7/8". Divide in half diagonally once.

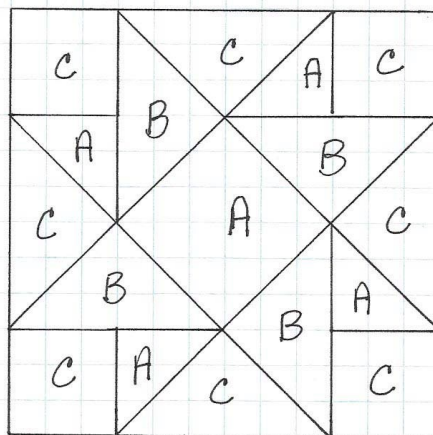
B = Yellow

Cut 1 square 7-1/4". Divide in half diagonally twice.

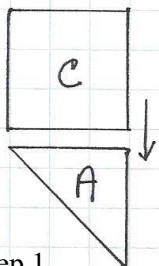
C = Background Fabric

Cut 4 squares each 3-1/2"

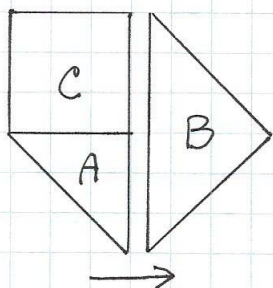
Cut 1 square 7-1/4". Divide in half diagonally twice.



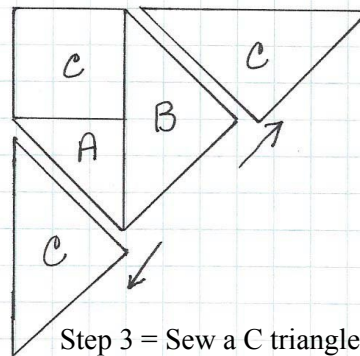
Sewing Sequence — Press as shown by the arrows



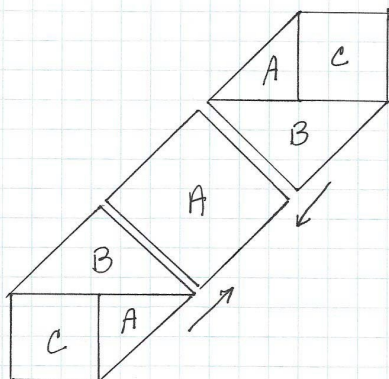
Step 1
Sew 4 Sets



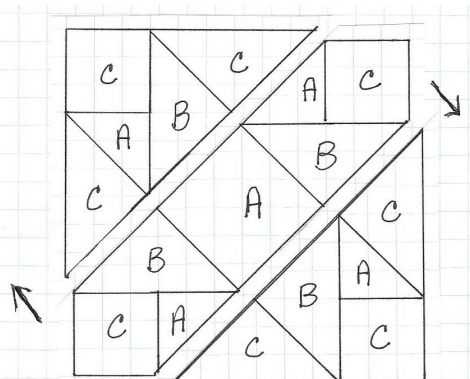
Step 2 = Sew the B triangles to the
Step 1 units. Sew 4 Sets



Step 3 = Sew a C triangle to each
side of a Step 2 unit. Sew 2 Sets



Step 4 = Sew remaining Step 2 units to each
side of the A square. Sew 1 Set



Step 5 = Sew a unit from Step 3 to each
side of the Step 4 unit to complete your
block

Questions? Call:

Patty Kristofic at 288-2069, e-mail: bachp73@mac.com

Cheryl Jordan at 532-8952, e-mail: jordancheryl@comcast.net